

Since 1898
CONSEW®

CONSOLIDATED SEWING MACHINE CORP.



**INDUSTRIAL
SEWING MACHINES
FOR
HEAVY MATERIALS**

The central graphic is a large circle with a black border. Inside the circle, a blue and white image of the Earth from space is centered. Overlaid on the globe is the text 'INDUSTRIAL SEWING MACHINES FOR HEAVY MATERIALS' in bold, black, sans-serif capital letters. Surrounding the globe are eight different models of industrial sewing machines, shown from various angles. The machines are primarily light-colored with dark accents and some have the 'CONSEW' logo on them.

CONSEW

The quality goes in before the name goes on

INDEX

Horizontal Axis Hook, Heavy Duty Single Needle Machines	1
Vertical Axis Hook, Heavy Duty Single Needle Machines	1
Single Needle Machines Vertical Axis Hook / Walking Foot	2
Double Needle Machines Walking Foot	2
Needle Feed Machines Single & Double Needle	2
Zig-Zag Machines	3
Feed Off The Arm Zig-Zag Machines	3
Extra Heavy Duty Long Arm Machines	4
Extra Heavy Duty Specialty Machines	5 & 6
Cylinder-Bed Machines	6 & 7
Post-Bed Machines	8
Chainstitch Machines	9
Vertical Axis Hook, Drop Feed Single Needle Machines	10
Strip Cutters	11
Skiving Machine	11
Machine Comparison Chart	12 & 13

GLOSSARY

Model Number Letter Code Guide

A	=	Auto Reverse
R	=	Reverse
B	=	Large Bobbin
L(E)	=	Electric lift
FS	=	Feed Synchronized Binder
TC	=	Under-bed Thread Trimmer
L	=	Long Arm
UF	=	Upper Feed
W	=	Thread Wiper
WS	=	Wet Suit

HORIZONTAL AXIS HOOK, HEAVY-DUTY, SINGLE NEEDLE MACHINES

205RB

ALTERNATING PRESSER FEET



LARGE BOBBIN

Single needle, drop feed, alternating presser feet, lockstitch machine. Large horizontal axis rotary hook and bobbin, reverse feed, semi-automatic lubrication.

Specifications:

- Max stitch: 8 mm
- Max speed: 2000 S.P.M.*
- Presser Foot Lift (by Hand) 1/4" (6.5 mm)
- (by Foot) 5/8" (16 mm)
- Needle: 135 x 17, DP x 17
- Stitch Type: 301

Uses: For medium to medium-heavy weight materials such as cloth, synthetics, vinyl, canvas, leather and laminated materials



206RB-5

DROP FEED, NEEDLE FEED / ALTERNATING PRESSER FEET



LARGE BOBBIN

Extra Long Stitch. High speed, heavy duty, single needle, drop feed, needle feed, alternating presser feet, lockstitch machine. Large horizontal axis rotary hook and bobbin, lubrication system, reverse feed, safety clutch.

Specifications:

- Max stitch: 2 1/2 s.p.i (10mm)
- Max speed: 3300 S.P.M.
- Clearance Under Foot: 9/16" (14mm)
- Needle Bar Stroke: 1-5/16" (33 mm)
- Needle: 135x17, DPx17 Stitch Type: 301



Uses: For medium to heavy-weight materials such as leather, vinyl, upholstery, synthetics, canvas and various coated and laminated products. For auto, boat and furniture upholstery, tarpaulins, covers, sails, tents, luggage, handbags, camping equipment, orthopedic appliances.

206RBL-25 LONG ARM - 25"

DROP FEED, NEEDLE FEED ALTERNATING PRESSER FEET



- Work Space - 25" (635mm)
- Bed Size - 33-9/16" x 7" (852 x 178mm)
- Max.Speed - 1800* S.P.M.
- All other applications, specifications & features



LARGE BOBBIN

VERTICAL AXIS HOOK, HEAVY-DUTY, SINGLE NEEDLE MACHINES

226R-2

DROP FEED, NEEDLE FEED / ALTERNATING PRESSER FEET

High Speed, Single Needle, Drop Feed, Needle Feed (Compound Feed) Alternating Presser Feet Lockstitch Machine With Reverse Feed, Safety Clutch

- Speed, Max. spm: 3000*
- Clearance Under Foot: 9/16"
- Stitch Length, Max: 5 s.p.i. (5mm)
- Needle: 135 x 17, DP x 17



Uses: For sewing light to heavyweight fabric, canvas, leather, vinyl, synthetics and various laminated and coated materials such as auto, boat & furniture upholstery, tarpaulins, covers, awnings, tents, umbrellas, handbags, luggage, sports and camping equipment, sails, outdoor clothing, footwear, foundation garments, orthopedic appliances, etc.

226R-5

NEW

DROP FEED, NEEDLE FEED / ALTERNATING PRESSER FEET

CentraLube® semi-automatic lubrication system.

High Speed, Single Needle, Drop Feed, Needle Feed (Compound Feed) Alternating Presser Feet Lockstitch Machine With CentraLube® Reverse Feed, Safety Clutch

- Speed, Max. spm: 3000*
- Clearance Under Foot: 9/16"
- Max stitch: 2 1/2 s.p.i (10mm)
- Needle: 135 x 17, DP x 17
- Stitch Type: 301



Uses: Same as 226R-2

* Speed depends on materials, thread and operation Specifications subject to change without notice.

Note: **CentraLube®**, registered semi-automatic lubrication system. ©2003 Consew -503- Printed in USA

**SINGLE NEEDLE MACHINES
VERTICAL AXIS HOOK / WALKING FOOT**

255RB-3

High speed, heavy duty, single needle, drop feed, needle feed, alternating presser feet, lockstitch machine. Large bobbin and vertical axis hook, reverse feed, high lift, **Centra-Lube®**, safety clutch.

Specifications:

Max stitch: 2½ s.p.i (10mm)
Max speed: 3000 spm.
Needles: DPx17, 135x17, 2167
Clearance Under Foot: 9/16" (14mm)
Needle Bar Stroke: 1-5/16" (33 mm)
Work Space: 10-1/4" (258 mm)



Uses: For heavy weight materials such as leather, canvas, synthetics, interior and exterior decoration of automobile, upholstery, tarpaulins, covers, awnings, tents, umbrellas, handbags, luggage...



**DOUBLE NEEDLE MACHINES
WALKING FOOT**

339RB-3 **DOUBLE NEEDLE**

Heavy duty, high speed, two needle, drop feed, needle feed, alternating presser feet, lockstitch machine. Large vertical axis hooks & bobbins, **Centra-Lube®**, reverse feed, safety clutch.

Specifications:

Max stitch: 4 s.p.i. (6.5 mm)
Max speed: 3000 spm *
Clearance Under Foot: 9/16" (14mm)
Needle Bar Stroke: 1-5/16" (33 mm)
Needle: DPx17, 135x17, 2167
Needle Gauge: 1/4" (6.4 mm) standard
1/8" - 1-1/2" available
Work space: 10" (258mm)



Uses: For heavy weight materials such as leather, canvas, synthetics, vinyl, laminated, etc.

- For stitching as auto, boat and furniture upholstery, tarpaulins, covers, sails, tents, camping trailer covers, awnings, umbrellas, bags, luggage, handbags, camping equipment, canvas shoes, slippers, orthopedic appliances, etc.
- Suitable for double needle seaming, binding, taping and piping operations

255RBL-25

LONG ARM / SINGLE NEEDLE



Long Arm-25". High speed, heavy duty, single needle, compound feed, walking foot, lockstitch machine. Large bobbin, vertical axis hook, reverse feed, **Centra-Lube®**, safety clutch.

Specifications: Max stitch: 2½ spi (10mm)
Max speed: 2500 S.P.M. Needles: DP x 17, 135 x 17, 2167

Uses: For heavy weight materials such as leather, canvas, thick bead clothes upholstery.



339RBL-25

LONG ARM / DOUBLE NEEDLE



Like the 339RB-2 but with 25" long arm for lots of work space.

Large hooks and bobbins, reverse feed

Max stitch: 4 s.p.i. (6.5 mm)

Max Speed - 2400 spm *



SINGLE NEEDLE NEEDLE FEED MACHINES DOUBLE NEEDLE

Heavy Duty, Single Needle, Drop Feed, Needle Feed (Compound Feed), Lockstitch Machine

With Large Vertical Axis Hook And Bobbin, **Centra-Lube®** system Reverse Feed, Safety Clutch

Speed, Max. (spm): 3200*
Clearance Under Foot: 9/16" (14mm)
Needle Bar Stroke: 1-5/16" (33 mm)
Stitch Length, Max: 2½ spi (10mm)
Needle: 135 x 17

254RB-3



High Speed, Two Needle, Drop Feed, Needle Feed (Compound Feed), Lockstitch Machine with **Centra-Lube®** system, Large Vertical Axis Hooks & Bobbins, **Reverse Feed, Safety Clutch**

Speed, Max. (spm): 2800*
Clearance Under Foot: 21/64" (8.5mm)
Needle Bar Stroke: 1-5/16" (33 mm)
Stitch Length, Max: 4 s.p.i. (6.5 mm)
Needle: 135 x 17
Needle Spacing: 1/4" standard
1/16" - 1-1/2" available

333RB-3
DOUBLE NEEDLE



ZIG-ZAG MACHINES

**146RB Series
WALKING FOOT**

Single needle, drop feed, walking foot, zig-zag, lockstitch machine. Large horizontal axis transverse rotary hook and bobbin, wide zig-zag, reverse feed.

SPECIFICATIONS
Max stitch: 5 s.p.i (5mm)
Max speed: 2500 S.P.M. *
Needle: 135 x 17, DP x 17



For sewing medium to heavy weight fabrics that are difficult to feed when sewn. Such as wet suits, shoes, boots, leather, tarpaulins, sails and vinyl.

- 146RB-1A - 2-step / 1-stitch zig-zag
- 146RB-2A - 3-step / 2-stitch zig-zag
- 146RB-3A - 4-step / 3-stitch zig-zag



146RB-WS - Specially fitted for wet-suits

**199R Series & 199RB Large Bobbin Series
DROP FEED**

Single needle, drop feed, zig-zag, lockstitch machine. Horizontal axis transverse rotary hook and bobbin, reverse feed, combination zig-zag and straight stitcher.

SPECIFICATIONS
Max stitch: 5 s.p.i (5mm)
Max speed: 2700 - 3000 S.P.M. *

Use for a wide range of products and operations such as edge sewing, patch sewing, attaching and abutting work, applique work and binding on such materials as leather, vinyl, canvas, cloth, lace, etc.



Great for sewing elastic and other stretch materials and reinforced zig-zag stitching



- 199R-1A - Federal Stitch 304.
- 199RB-1A - Large Bobbin version
- 199R-2A - 3-step/ 2-stitch zig-zag (similar stitch design as Singer 107W15) Federal Stitch 308.
- 199RB-3A - Large Bobbin version
- 199R-3A - 4-step/ 3-stitch zig-zag (similar stitch design as Singer 107W14)
- 199RB-3A - Large Bobbin version

146RBL Series

LONG ARM VERSION (20 1/2")
WS - Specially fitted for wet-suits

146RBL/1A/2A/3A - same as above but with 20-1/2" arm



199RBL Series LARGE BOBBIN - LONG ARM VERSION (20")

199RBL-1A/2A/3A - as above but with 20" arm



FEED-OFF-THE-ARM ZIG-ZAG MACHINES

347R Series

- 347R-1A - 1 Stitch Zig-Zag (304)
- 347R-2A - 2 Stitch Zig-Zag (308)
- 347R-3A - 3 Stitch Zig-Zag

DROP FEED



347R-1A Single needle, drop feed, zig-zag lockstitch machine with feed-off-the-arm, horizontal axis transverse rotary hook, reverse feed.
Max. stitch: 5 s.p.i. (5mm)
Max. speed: 3000 S.P.M.
Needle: 135 x 5

For sewing light to medium weight materials including leather and vinyl.

Designed for stitching on cylindrical objects and to close many kinds of apparel or accessory articles. Also used for decorative types of stitching.

- 347R-2A 3 step/2 stitch zig-zag
- 347R-3A 4 step/3 stitch zig-zag



**347R-1A-UF
347R-1A-WS**

WALKING FOOT

UPPER & LOWER FEED

Single Needle, Feed-Off-The-Arm Upper and Lower Feed, Cylinder Bed, Zig-Zag Machine with Horizontal Axis Transverse Rotary Hook & Reverse Feed

Uses: Any tubular pieces. Upper & lower feed mechanism avoids puckering and slippage. Good for any stretchable material, such as rubber coated cloth, vinyl, elastic, orthopedic braces.

-WS is especially for wetsuits. 2-stitch and 3-stitch types are good for reinforcing stitches on heavier materials.



Also:
347R-2A-UF (2 stitch zigzag)
347R-3A-UF (3 stitch zigzag)
347R-2A-WS (2 stitch zigzag)
347R-3A-WS (3 stitch zigzag)



Specifications:
Sewing speed 2,800 s.p.m.
Stitch length 5 mm (max)
Zigzag width 10 mm (max)
Cylinder diameter 55 mm
Cylinder length 225 mm

* Speed depends on materials, thread and operation
Specifications subject to change without notice.

EXTRA HEAVY DUTY LONG ARM MACHINES


MODELS 744R-20 -20"arm **Single Needle**
744R-30 -30"arm **Needle**

MODELS 745R-20 -20"arm **Double Needle**
745R-30 -30"arm **Needle**

**EXTRA HEAVY DUTY / EXTRA LONG ARM MACHINES
 DROP FEED, NEEDLE FEED (COMPOUND FEED)
 ALTERNATING PRESSER FEET, LOCKSTITCH MACHINES**

- WITH
 EXTRA LARGE BOBBIN(S) AND VERTICAL AXIS HOOK(S)
 CENTRALIZED ARM LUBRICATION
 RESERVOIR-OILED HOOK(S) WITH MICROMETRIC CONTROL VALVE
 PRESSER FOOT LOCKING LEVER
 PUSH BUTTON STITCH REGULATOR
 REVERSE FEED
 SAFETY CLUTCH
 BUILT-IN BOBBIN WINDER
 FRONT HANDWHEEL (ON 30" ARM)
 PULLER OPTIONAL

- Suitable for sewing extra heavyweight materials such as canvas, vinyl, leather, synthetics and various coated, laminated and rubberized fabrics.
- Designed for stitching such products as tents, tarps, awnings, truck covers, auto, marine and furniture upholstery, sails, matting, carpets, polishing wheels, mops, luggage, construction barriers, field covers, divider curtains, fabric structures and heavy bulky products.
- Model 745R suitable for stitching double seams and lap seaming.



Model 745R-30



For 745R
 Standard Needle Spacing 1/4" (6.35mm)
 Needle Spacings Available 3/16" to 2-3/8" (4.76mm to 60.33mm)

Speed, Max. (S.P.M.)	1500 *
Clearance Under Foot	25/32" (20mm)
Needle Bar Stroke	1-27/32" (46.8mm)
Stitch Length, Max.	25/64" (10mm)
Needle	7 x 3 (DYx3)
Bobbin	70141
Hook	70140
Stitch Type	301

* Speed depends on materials, thread and operation
 Specifications subject to change without notice.

Note: **CentraLube**®, registered semi-automatic lubrication system.
 ©2003 Consew -503- Printed in USA

EXTRA HEAVY DUTY SPECIALTY MACHINES


Model 733R-2

EXTRA HIGH FOOT LIFT- 1" (25.4 mm)

Speed, Max. (S.P.M.)*	700
Clearance Under Foot	1" (25.4mm)
Needle Bar Stroke	2 -5/32" (53 mm)
Stitch Length, Max.	2 s.p.i. (13 mm)
Needle	1000 or 1000H
Stitch Type	301
Work Space	16 1/4" (413 mm)
Weight	231 lbs. (105 kg.)

**EXTRA HEAVY DUTY, LONG ARM
SINGLE NEEDLE, DROP FEED,
ALTERNATING PRESSER FEET
LOCKSTITCH MACHINE**

**with EXTRA LARGE, LONG-BEAK,
OSCILLATING SHUTTLE HOOK AND BOBBIN
REVERSE FEED**



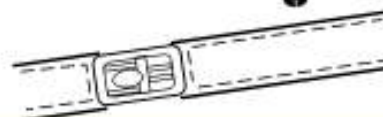
- Synchronized upper and lower feeding mechanism assures uniform stitching
- Steel insert for take-up hinge
- Reverse stitching, Stitch regulator and Presser foot lift can be hand or foot operated
- Two stitches to the inch

Computer Controlled
Extra Heavy Duty, Long Arm
Programmable Tacker (Lockstitch Machine)
With
Extra Large, Long-Beak
Oscillating Shuttle, Hook And Bobbin

MODEL 733-PRO

Speed, Max. (S.P.M.)	560 *
Sewing Thickness, Max.	3/4" (19 mm)
Needle Bar Stroke	2-19/32" (66 mm)
Needle	1000 or 1000H
Bobbin	Metal 35226 Pre-wound 41
Hook	35224
Stitch Type	301
Work Space	14" x 10.5" (360 x 270 mm)
Overall Dimensions	41" wide x 49" deep x 61" high (1030 w x 1240 d x 1550mm h)
Power	110 or 220 VAC single phase 500va Compressed air @ 7 bar (100psi)

- For stitching extra heavy-weight materials
- Designed for such operations and products as safety and logging belts, cargo slings, buffing wheels, harnesses, tarpaulins and covers, fabric structures, construction barriers



* Speed depends on materials, thread and operation
Specifications subject to change without notice.

Note: **Centralube**®, registered semi-automatic lubrication system.
©2003 Consew -503- Printed in USA

EXTRA HEAVY DUTY SPECIALTY MACHINES

SK-2R



SK-2RL-20

LONG ARM - 20" workspace



Extra Heavy Duty, Single Needle
Lower & Upper Feed, Drop Feed
Alternating Presser Feet (Walking Foot)
Lockstitch Machines

with Large Rotary Hook and Bobbin & Reverse

Heavy duty upper and lower feeding mechanism ensures even feeding of materials being sewn



Uses:

For extra heavy-duty sewing such as heavy-weight leather, canvas, vinyl.
For leather harness & traveling bags, tents, seats, safety belts...

Specifications:

Speed, Max. (S.P.M.)	1200*
Clearance Under Foot	³³ / ₆₄ " (13mm)
Needle Bar Stroke	2" (50.8 mm)
Stitch Length, Max.	2 s.p.i. (13 mm)
Needle	214 x1, DDx1
Stitch Type	301

CYLINDER BED MACHINES

TE-6

RIGHT-HAND MACHINE

Single Needle
Cylinder Arm
Drop Feed
Lockstitch Machine
With
Long beak shuttle



Uses: For hollow and uneven work on light to medium duty material. Leather & vinyl bags, sports goods, sandals, brief cases.

Specifications:

Max. speed: 1,800 s.p.m.*
Max. stitch: 5 s.p.i. (5 mm)
Clearance Under Foot: 9/32" (7 mm)
Needle: DB x 1, 16 x 231 or 1738



TE-6R with reverse & roller presser foot



TF-6

LEFT-HAND MACHINE

Single Needle
Cylinder Arm
Drop Feed
Lockstitch Machine
with Long beak shuttle
Roller presser foot

Uses: for stitching shoe upper leather and other uneven work. Leather & vinyl bags, sports goods, shoes, sandals, purses, brief cases.

Specifications:

Max. speed: 1,800 s.p.m.*
Max. stitch: 5 s.p.i. (5 mm)
Clearance Under Foot: 9/32" (7 mm)
Needle: TF X F8, 16 X 2NCR or 34 S
Cylinder Bed Length: 10 1/2" (266 mm)
Cylinder Bed: 17/8" (48mm) dia.



TF-6R with reverse

* Speed depends on materials, thread and operation
Specifications subject to change without notice.

Note: **Centralube**®, registered semi-automatic lubrication system.
©2003 Consew -503- Printed in USA

CYLINDER BED MACHINES

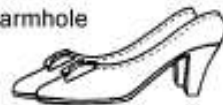
227R-2

High speed, cylindrical bed, single needle, compound feed, Walking Foot machine with reverse stitch lever for uneven material.



Specifications:
 Max. stitch: 5 mm
 Max. speed: 3,000 s.p.m.
 Needle: DP X 17, 135 X 17 or 2167

Uses: Leather, vinyl, shoe upper, bags, armhole
 223R - lower & needle feed, reverse



277R-3

High speed, single needle, compound feed & walking foot, Centra-Lube® semi-automatic lubrication, with reverse stitch lever. Narrow (46 ø) cylinder-bed, vertical rotating hook.



Specifications:
 Max. stitch: 5 mm
 Max. speed: 2,400 s.p.m.
 Needle: DP X 17, 135X 17 or 2167

Uses: Barrel shaped articles such as shoes, hats, slippers, bags, sleeve, etc.
 277RB with large bobbin



227RFS-1

As above but with Feed Synchronized Binder


Uses: Barrel shaped articles, tape binding for shoes, bags, sandals, slippers, hats, etc.



277RFS-1

As above but with Feed Synchronized Binder

Uses: Barrel shaped articles, tape binding for shoes, bags, sandals, slippers, hats, etc.



277RBFS with large bobbin.

287RB-2

Heavy duty, Cylinder arm, Single needle, Drop feed, Needle feed (compound feed) Walking Foot, Lockstitch machine with Centra-lube® system Large vertical axis rotary hook Reverse feed, Safety clutch



Uses: For sewing medium to heavy-weight fabrics, leather, vinyl, canvas. Designed for stitching tubular

and curved work such as caps, cushions, boots, shoes, upholstery, awnings, bags, slippers, etc.

Tape Binding - Model 287RBFS

Speed, Max. (S.P.M.)*	2300
Clearance <i>By Hand</i>	11/32" (8.5mm)
Under Foot <i>By Pedal</i>	19/32" (15mm)
Needle Bar Stroke	1 5/16" (33.2mm)
Stitch Length, Max.	ø4 s.p.i. (6.2 mm)
Needle	DPx17, 135 x 17

387RB-2

DOUBLE NEEDLE

Two needle, High speed, Cylindrical bed, compound feed & Walking foot with Centra-Lube® lubrication, Reverse feed, Safety clutch, Large vertical axis rotary hooks and bobbins.



Uses: Medium to heavy weight fabrics, leather, vinyl, upholstery, canvas, etc.

For tubular and curved work: caps, cushions, shoe uppers, boots, tents, slippers, handbags, bags, sleeves, armholes, auto airbags, air filters, etc.
 384RB - drop feed, needle feed

Speed, Max. (S.P.M.)*	2500*
Clearance Under Foot	11/32" (8.5mm)
Needle Bar Stroke	1 5/16" (33.2mm)
Stitch Length, Max.	ø4 s.p.i. (6.2 mm)
Stitch Type	301
Needle	DPx17, 135 x 17
Standard Needle Spacings:	1/8", 1/4", 3/8", 1/2"

207 DARNING & MENDING

Heavy duty, single needle, cylinder arm, darning and mending lockstitch machine with vertical axis rotary hook, cylinder arm, safety balance wheel, no feeding mechanism.



Specifications:
 Max. speed: 2800 S.P.M.
 Needles: 126 X 3

Uses: Designed for darning and mending all types of medium to heavy weight materials.

223R-2

NEEDLE FEED

High speed, cylindrical bed, single needle, lower & needle feed, with reverse stitch lever

Max. stitch: 4.5 mm
 Max. speed: 3,000 s.p.m.
 Needle DP x 17, 135 x 17 or 2167

Uses: for medium weight uneven material. Suits, bags, etc.



* Speed depends on materials, thread and operation Specifications subject to change without notice.

Note: CentraLube®, registered semi-automatic lubrication system. ©2003 Consew -503- Printed in USA

POSTBED MACHINES

228R-11



High Speed, Post Type
Single Needle, Drop Feed
Lockstitch Machine
with Reverse,
Vertical Axis Hook
Roller Presser Feet

Speed, Max. (S.P.M.)*
3000*
Clearance Under Foot
15/64" (6 mm)
Needle Bar Stroke
1-1/4" (32 mm)
Stitch Length, Max.
5 s.p.i. (5 mm)
Needle DP-F22 / 134S
Post Height 7" (178 mm)



Uses: For sewing light and medium weight materials such as raincoats, underwear, corsets, brassieres and similar products. Suitable for vamping, space stitching and tipping on shoes.

289RB-2



High Speed, Post Type,
Single Needle,
Compound Feed,
Walking Foot,
Centra-Lube®,
with
Large Hook & Bobbin
Reverse stitch lever

Max. stitch: 4.2spi (6 mm)
Max. speed: 2,400 s.p.m.
Needle: DPx17, 135x17 or 2167



Uses: For uneven articles such as shoes, leather, sporting goods, etc.

389RB-2

DOUBLE NEEDLE



High speed, post type,
two needle, drop feed,
needle feed,
alternating presser feet,
lockstitch machine,
with large vertical axis
hooks and bobbins,
Centra-Lube®,
safety clutch.

Max stitch: 4.2 spi (6 mm)
Max speed: 2400 S.P.M.
Needles: DPx17, 135x17

Uses: For leather, canvas, vinyl, upholstery, sporting goods, auto upholstery.

369RB-2

**Double Needle
Angular Stitch**



Heavy Duty, High Speed,
Post Type, Two Needle,
Angular Stitch, Compound
Feed, Walking Foot,
Lockstitch Machine
with Reverse Stitch, Large
Vertical Axis Hooks and
Bobbins, Disengageable Right
& Left Needle Bars,
Centra-Lube®, Safety clutch

Max. speed: 2,200 spm*
Max. stitch: 5 spi (5 mm)
Circ Un Ft: 11/32" (8.5mm)
Needle: DP x 17, 135 x 17
Ndl Ggs Available: 3/16" - 1"
(4.7-25.4 mm)

Uses: Medium to medium-heavy weight fabrics, leather, vinyl synthetics and various coated materials. For decorative or angular stitching such as collars, pockets, shoe uppers, auto & regular upholstery, etc.



357R-1

DOUBLE NEEDLE



High Speed, Post Type
Two Needle, Drop Feed
Lockstitch Machine
With
Vertical Axis Hooks
Roller Presser Foot
Reverse Feed
Safety Clutch
Offset Needles -
Narrow Gauges Only

Speed, Max. 3000 spm *
Clearance Under Foot: 15/64" (6 mm)
Stitch Length, Max: 5 s.p.i. (5 mm)

Needle gauges available:
with Roller Presser Foot: 3/64" - 3/32"
with Flat Presser Foot: 1/16" - 1/2"



358R - Lower & needle feed

701 Single Needle

702 Twin Needle



701LP- LEFT POST

High Speed, Post Bed
Lockstitch Machines
Drop Feed, Needle Feed
Positively Driven Roller Presser
With
Vertical Axis Rotary Hooks
Intermittent Wheel Feed
Intermittent Positively Driven Roller Presser
Simplified Semi-Automatic Lubrication
Anti-Friction Ball And Roller Bearings
Built-In Bobbin Winder

Speed, Max: 3500spm*
Clearance Under Foot: 9/32" (7mm)
Stitch, Max. (s.p.i.): 701: 5 (5 mm)
702: 6 (4 mm)
Needle: 135x17 (DPx17)
Post Height: 7" (178 mm)
Stitch Type: 301
Ndl Gge: (702) Standard 1/16" (1.6 mm) 1/32" to 3/16" available

Uses: Lower and driven presser wheel feeding plus needle feed provide powerful transport for slippery or difficult to feed materials.

For stitching hollow, tubular and curved articles and climbing over thick sections while assuring constant stitch length.



CHAINSTITCH MACHINES

Model 3321-194

(same as 300U194A)


Features:

- Semi-automatic lubrication system.
- Compound feed and pneumatic alternating pressers assures equal pressure when sewing varying thicknesses of material
- Machine fitted with anti-reversing device to minimize skip stitching when crossing extra heavy seams.
- Designed to run with a lower noise level
- Positive in-line looper system

Uses: Binding, wetting and seaming. Automobile upholstery, work gloves, luggage, canvas shoes, etc.

SPECIFICATIONS 3321-194	
Speed, Max. (S.P.M.)	4000*
Clearance Under Foot	7/16" (11mm)
Needle Bar Stroke	1-7/16" (36.5 mm)
Stitch Length, Max.	3 s.p.i. (7.6 mm)
Needle	DV x 59, 62x59
Looper	K281208
Work Space	10-5/8" (270 mm)
Bed Size	7" x 20-3/8" (177 x 518 mm)
Stitch Type	401

High Speed, Heavy Duty, Single Needle, Two Thread Drop Feed, Needle Feed (*Compound Feed*) Alternating Presser Feet, Double Chainstitch Machine with Semi-Automatic Lubrication and Positive In-Line Looper System



Model 3421UX

TAPE EDGE CHAINSTITCH MACHINE

(same as 300UX5)



High Speed, Heavy Duty, Single Needle, Two Thread Drop Feed, Needle Feed (*Compound Feed*), Alternating Presser Feet Double Chainstitch with Semi-Automatic Lubrication

Features:

- Semi-automatic lubrication system.
- Compound feed and pneumatic alternating pressers assures equal pressure when sewing varying thicknesses of material
- Designed to run with a lower noise level

Uses: Tape Edge on mattress, etc.

SPECIFICATIONS 3421UX	
Speed, Max. (S.P.M.)	3000*
Clearance Under Foot	7/16" (11mm)
Needle Bar Stroke	1-7/16" (36.5 mm)
Stitch Length, Max.	3 s.p.i. (7.6 mm)
Needle	DV x 59, 62x59
Needle to left side of bed	slightly more than 1/4" (6.9 mm)
Room on right side of needle	10" (254 mm)
Stitch Type	401

* Speed depends on thread, material and operation.

VERTICAL AXIS HOOK, DROP FEED, SINGLE NEEDLE MACHINE

MODEL 7360RH **HEAVY DUTY**

ULTRA HIGH SPEED, SINGLE NEEDLE, DROP FEED, LOCKSTITCH MACHINE
Featuring Quality JAPANESE COMPONENTS

- Fully automatic lubrication with recirculation pump
- Reverse Feed
- "Feather-touch" pressure foot lifter
- Noise and vibration absorbing table mounting



SPECIFICATIONS FOR 7360RH

Speed @ Max (S.P.I.)*	3500*
Clearance Under Foot	1/4" (6mm)
Needle Bar Stroke	1-5/16" (33mm)
Stitch Length, Max.	3-1/2 SPI (7mm)
Needle	135 x 5
Bobbin - Metal	2214-017
Bobbin - Pre Wound	L
Hook	4814-001A
Bed Size	7" x 18-7/8" (177 x 477mm)
Work Space	10" (258mm)
Stitch Type	301

* Speed depends on materials, thread and operation

- Also available: 7360R - Basic Model
- 7360RB - Large Bobbin
- 7360RH-R - Heavy Duty with Roller Foot

For sewing light to heavy-weight materials including cottons, knits, polyester, nylon, sheer fabrics and denim

Suitable for stitching such products as blouses, shirts, men's, ladies and children's apparel, uniforms, overalls, lingerie, etc.

Heavyweight fabrics such as jeans can be sewn by changing the needle plate, feed dog, foot, stitch regulator, hook and needle bar

MODEL 7360RATCWL(E)-1

FULL AUTO FUNCTION

High Speed, Single Needle,
Drop Feed, Lockstitch Machine
with Auto Reverse, Under Bed
Thread Trimmer, Thread Wiper,
Electric Foot Lift, Stitch Counter,
Ho Hsing Servo Motor.
Featuring Quality
JAPANESE COMPONENTS



SPECIFICATIONS

Speed @ Max (S.P.I.)*	5,000 rpm*
Clearance Under Foot	1/4" (6mm)
Needle Bar Stroke	31.8mm
Stitch Length, Max.	4mm
Needle	16x257
Hook	Auto-Lubricating Full-Rotary Hook

* Speed depends on materials, thread and operation

- Also available:
- 7360 RBATCWL(E)-1 - LARGE BOBBIN
- 7360 RHATCWL(E)-1 - HEAVY DUTY

Ho Hsing Servo Motor



STRIP CUTTERS

MODEL CN1150

COLD KNIFE STRIP CUTTER

(Hot Knife version – Model CN1150H)

with DIGITAL RESETTABLE CUT COUNTER & TRANSPARENT PLASTIC KNIFE SHIELD

Cutting Size	Up to 60" (150cm) length Up to 2-1/8" (55mm) width
Cutting Speed	30-80 pieces per minute (depending on length)



- Shearing action of guillotine type knives, make straight cuts to any length up to 60" (150cm).
 - Any width of tape up to 2-1/8" (55mm).
 - Simple screw adjustment for changing length of cut. No tools required.
- with:
- Digital resettable cut counter
 - Transparent plastic knife shield.
 - fixed ratio speed reducer
 - tape reel
 - Can be furnished with pre-feeding device for most accurate cuts of elastic materials.
 - Use for most non-elastic materials such as tapes, ribbons, lace, spaghetti, belts, straps, cords and webbing.
 - Eliminates tedious manual labor, assures accuracy and



MODEL SEC-100 DIGITAL

COLD KNIFE STRIP CUTTER

(Hot Knife version – Model SEC-100H)

NOISE AND VIBRATION FREE
SIMPLE, EASY-TO-USE ADJUSTMENTS
PRECISION LENGTHS (1 – 9999 mm)
3 PROGRAMMABLE MEMORY PRE-SET LENGTHS
ADJUSTABLE FOR VARIOUS WIDTH MATERIAL
PROGRAMMABLE QUANTITIES OF CUTS



- For:
- Cloth tape
 - Paper tape
 - Leather belting
 - Velcro tape
 - Vinyl tubing / tape
 - Elastic tubing / tape
 - Plastic zippers, etc.....

SPECIFICATIONS

Cutting Speed	32/sec
Cutting Length	1-9999 mm
Knife Width	120 mm
Cutting Width	100 mm
Dimensions	w. 300 x d. 350 x h. 390 mm
Weight	25 Kg
Power	115 VAC (220 VAC single ph. available)



SKIVING MACHINE

MODEL DCS-S3

SKIVING MACHINE

With these features:

- Fortuna-type knife, shoe & plate
- Skiving width up to 2"
- Waste removing device
- Separate clutch for engaging the knife sharpener prolongs the life of the knife and sharpening stone

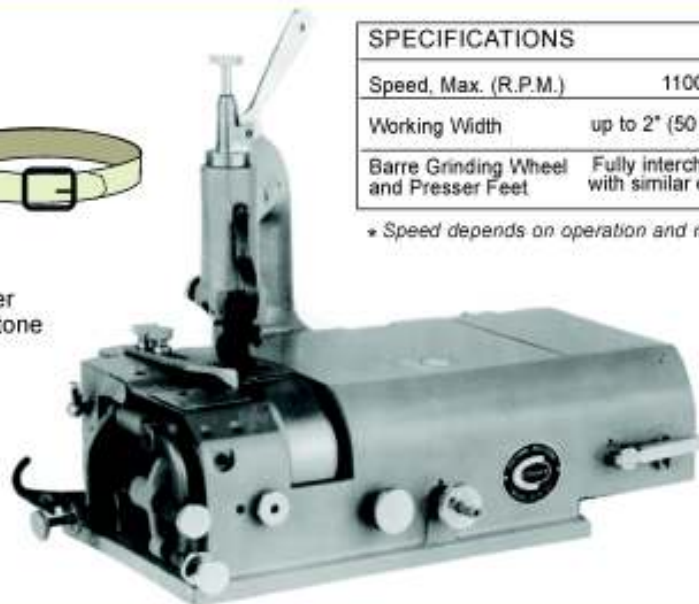


SPECIFICATIONS	
Speed, Max. (R.P.M.)	1100 *
Working Width	up to 2" (50 mm) skive
Barre Grinding Wheel and Presser Feet	Fully interchangeable with similar equipment

* Speed depends on operation and materials

APPLICATIONS:

- Widely used for edge skiving and whole skiving of leather, artificial leather, vinyl and similar materials
- Used in conjunction with such products as shoe uppers, leather bags, belts and watch straps
- Also suitable for bevel skiving with use of special presser foot - available on special order



* Speed depends on materials, thread and operation Specifications subject to change without notice.

Note: **CentralLube®**, registered semi-automatic lubrication system. ©2003 Consew -503- Printed in USA

Machine comparison table (equivalent models)

Note: Review all specs for a more accurate comparison

CONSEW	ADLER	BROTHER	JUKI	MITSUBISHI	PFAFF	SEIKO	SINGER
HORIZONTAL AXIS HOOK, HEAVY-DUTY, SINGLE NEEDLE MACHINE							
205RB-1	---	DB2-8797	DU-141NHU	LY2-3300-BOB	1487	H-2BL-AE	---
206RB-5	---	---	DNU-1541	---	---	STH-8BLD-3	---
206RBL-25	---	---	---	---	---	SSH-8BLD-25	---
226R-2	---	---	LU-562	---	---	STW-8B	211U165
SINGLE NEEDLE MACHINE VERTICAL AXIS HOOK / WALKING FOOT							
255RB-3	267-373	LT2-B837	LU-1508	LU2-4400-BOB	1245	LSW-8BL/CS LSW-8BL	211U567
255RBL-3	---	---	---	---	---	LLW-8BL/CS	---
DOUBLE NEEDLE MACHINE WALKING FOOT							
339RB-2	---	LT2-B83B	LU-1560	LU2-4420-BOB	---	LSW-28BL	212U539A
339RBL-3	---	---	---	---	---	LLW-28BL	215B228BL
NEEDLE FEED MACHINES							
254RB-2	---	---	---	---	---	LSW-7BL	---
254RBL-2	---	---	---	---	---	LLW-7BL/CS	---
333RB-2	---	---	---	LT2-228-BOB	---	LSW-27BL	212U543A
ZIG-ZAG MACHINES							
146RB-1A	---	---	---	---	---	---	---
146RB-2A	---	---	---	---	---	---	---
146RB-3A	---	---	---	---	---	---	---
146RB-1AWS	---	---	---	---	---	---	---
146RBL-1A	---	---	---	---	---	---	---
146RBL-2A	---	---	---	---	---	---	---
146RBL-3A	---	---	---	---	---	---	---
146RBL-1A USA	---	---	---	---	---	---	---
146RBL-2A USA	---	---	---	---	---	---	---
146RBL-3A USA	---	---	---	---	---	---	---
199R-1A	98-2-8	---	LZH-1290	---	418-716	---	143W
199R-2A	---	---	---	---	---	---	---
199R-3A	---	---	---	---	---	---	---
199RB-1A	---	---	---	---	---	---	---
199RB-2A	---	---	---	---	---	---	---
199RB-3A	---	---	---	---	---	---	---
199RBL-1A	---	---	---	---	---	---	---
199RBL-2A	---	---	---	---	---	---	---
199RBL-3A	---	---	---	---	---	---	---
199RBL-1A USA 25"	---	---	---	---	---	---	---
199RBL-1A USA 30"	---	---	---	---	---	---	---
199RBL-2A USA	---	---	---	---	---	---	---
199RBL-3A USA	---	---	---	---	---	---	---

Machine comparison table (equivalent models)

Note: Review all specs for a more accurate comparison

CONSEW	ADLER	BROTHER	JUKI	MITSUBISHI	PFAFF	SEIKO	SINGER
FEED-OFF-THE-ARM ZIG-ZAG MACHINES							
347R-1A	--	--	--	--	--	--	--
347R-1A UF	--	--	--	--	--	--	--
347R-1A WS	--	--	--	--	--	--	--
EXTRA HEAVY DUTY LONG ARM MACHINES							
744R20	--	--	--	--	--	JW-9BL-20	144B8BL-20
744R30	221-76-73	--	LG-158-1U	--	--	JW-9BL-30	144B8BL-30
745R20	--	--	--	--	--	JW-28BL-20	145B8BL-20
745R30	221-76-273	--	LG158U	--	--	JW-28BL-30	145B8BL-30
EXTRA HEAVY DUTY SPECIALTY MACHINES							
SK-2R (SK-6FR)	--	--	--	DY-253-00	--	SK-2B	132B6
SK-2RL-20	--	--	--	--	--	--	--
TE-6	--	--	--	--	--	TE-6	17U241
TE-6R	--	--	--	--	--	TE-6B	--
TF-6	--	--	--	--	--	TF-6	18U322
TF-6R	--	--	--	--	--	TF-6B	--
733R-2	--	--	--	--	--	SLH-2B	7-33(27B2B)
733R-4	--	--	--	--	--	SLH-2B-HF	--
CYLINDRICAL-BED MACHINES							
207	--	--	--	--	--	CW-1	153B1
223R-1	--	--	--	--	--	CW-7B	153B7B
227R-2	--	--	LS-340U	LY3-6840-BOT	345-H3	CW-8B-2	153B8B
227RFS	--	--	LS-340VU	--	345-H3-17	CW-8BV	153B8BV
277R-2	8967-160180	--	DSC-245U	CU865-12	355H3	LSC-8B-1	155B8B
277RFS-1	--	--	DSC-245VU	--	335-H3-17	LSC-8BV-1	155B8BV
287RB-1	296-373	--	LS-341NU	--	--	LCW-8BL	--
387RB-1	--	--	--	--	--	LCW-28BL	--
POSTBED MACHINES							
228R-11	268-3-5	--	PLH-981U	LS5-5110-MOB	9493-944	PW-6B	138B6B
289RB-1	268-73	--	PLC-1610	--	1295	LPW-8BL	238B8BL
369RB-1	268-273-NH1	--	PLC-1665	--	--	LPW-28BLK	--
357R-1	268-203-S	--	PLH-982U	LS5-5120-MOB	294-944	PW-26B	138B26B
389R-1	--	--	--	--	--	LPW-28B	--
701	--	--	PLW-1245	--	--	PWB-8GW	--
702	--	--	PLW-1264	--	--	PWB-22GW	--
CHAINSTITCH MACHINES							
3321-194	--	--	--	--	--	LD-8 (N/A)	300U194
3421UX	--	--	--	--	--	--	300UX5